

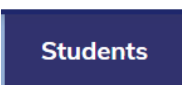
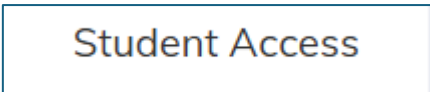

Accessing the Arbor Student Portal

You will need:

- A device connected to the internet
- Access to your school email account

Guidance

1. Go to the Perschore High School website www.perschorehigh.org.uk

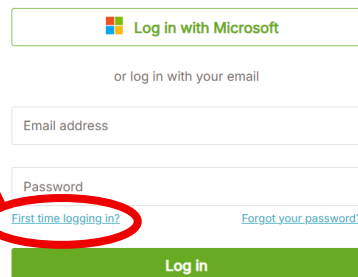
2. Click >  >  >  **Arbor**

3. You will be taken to the login screen



Click on "First time logging in?"

Welcome to Arbor



Log in with Microsoft

or log in with your email

Email address

Password

[First time logging in?](#) [Forgot your password?](#)

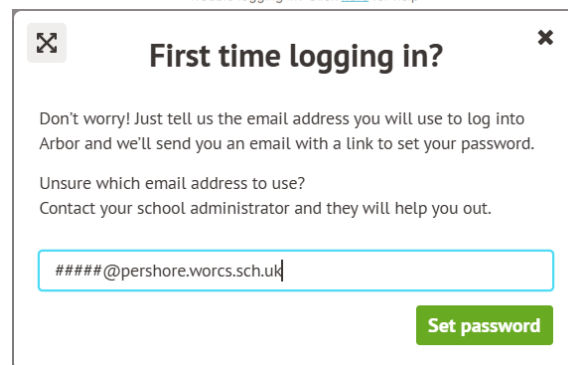
Log in

Trouble logging in? Click [here](#) for help

4. Enter your SCHOOL email address

loginnumber@perschore.worcs.sch.uk

Click Set Password



First time logging in?

Don't worry! Just tell us the email address you will use to log into Arbor and we'll send you an email with a link to set your password.

Unsure which email address to use?
Contact your school administrator and they will help you out.

#####@perschore.worcs.sch.uk

Set password

5. **Check your school email**

and select



Go back to

Log in using your **school Username & Password**

6. Choose the Outlook app

In your inbox you should find an email from Pershore High School



Outlook

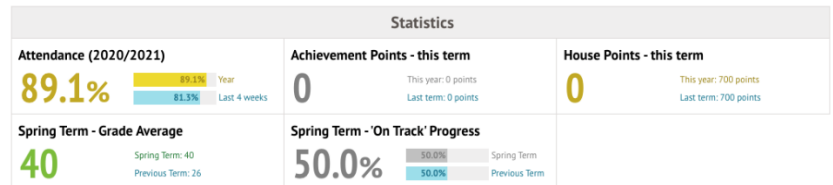
Follow the link

7. Create a new password Make sure your passwords match

Hint: Your password needs to contain at least 1 CAPITAL letter and at least 1 number.

8. **SUCCESS!!** You should now have access to the student portal to view:

- Points
- Attendance
- Assignments (Homework)
- Timetable



Still having trouble?

Support sessions will run in IT3 at Break from Monday 22nd September with Mr Templeton

Arbor Student App

Outside of school you can also access the Arbor Student App via your mobile device.

To use the app you must have setup your access first via the Student Portal

Google Play (Android OS)	Apple Store (iOS)