

## A LEVEL ART & DESIGN: PHOTOGRAPHY



**“The camera is an instrument that teaches people how to see without a camera.” - Dorothea Lange**

### **Introducing A' Level ART & DESIGN : PHOTOGRAPHY**











*The study of Art & Design is essential in raising student's self-awareness, their sense of cultural identity and in promoting the mobility of ideas and feelings. It is a subject that celebrates their mistakes and has the ability to enrich, challenge and inspire them to make things happen for themselves.*

*The study of photography is essential because it is a powerful form of visual communication that allows individuals to document history, express creativity, and develop critical life skills. It serves a crucial function across personal, social, and professional domains. In an age when cameras are always with us the study of Photography is increasingly vital to utilise this tool as a witness to change.*

- A Level Art and Design students will be exposed to contemporary Photographic practice and wider image base media and taught to identify its links with the past.
- Students will ideally be visually curious and have an interest in expressing their own ideas via research into the work of others. This would include making visits to museums and galleries as part of developing their visual literacy.
- Students as part of their studies, will need to demonstrate initiative and have the ability to work independently at times; building on teacher led workshops.
- Students are expected to develop a strong relationship with their cameras, sketchbooks and produce a portfolio of work that shows their creative journey and ideas.
- Students are taught to use specialist visual language and develop their critical skills to enable them to discuss their own work and the work of others.

***The structure of the Photography course is underpinned by 10 threshold concepts outlined below. We see Year 12 as foundation building for what eventually becomes the personal investigation in Year 13. We begin the course with teacher-led workshops that accelerate student's camera skills and visual literacy prior to bespoke support for the student's personal investigation. This investigation forms the student's coursework, worth 60% of the overall A Level grade.***

PERSHORE HIGH'S TEN PHOTOGRAPHY THRESHOLD CONCEPTS

 <p>#1 Photography has many genres, some old, some borrowed, some new</p>	 <p>#2 Photography is the capturing of light; a camera is optional</p>	 <p>#3 Photography is a hybrid kind of picture making, democratic and diverse</p>
 <p>#4 Photography is an art of selection rather than invention</p>	 <p>#5 Photographs are abstractions, shaped by technology</p>	 <p>#6 Photographs rely on chance, more or less</p>
 <p>#7 Photographs are not fixed in meaning; context is everything</p>	 <p>#8 Photographs have their own visual language and 'grammar'</p>	 <p>#9 Photographs are not neutral; they are susceptible to the abuse of power</p>
 <p>#10 Photographs warp our sense of time; they remind us of things lost</p>		

## Teaching & Learning

Students are exposed to a series of teacher lead workshops in the early stages of the course as a means of developing their conceptual and technical experiences. They will be encouraged to develop skills in a range of analogue and digital techniques. **Students are collectively introduced to ways of seeing and capturing the world;** from urban photography, portraiture, macro photography etc This is then followed by a more bespoke student range of support that is informed by the ideas and genres of Photography they wish to work in. This can broaden to cover mixed media, moving image and textile integrated Photography etc

Students will have access to a range of specialist facilities that include a darkroom should they require. The idea is that students move towards increased creative independence as the course progresses. The students also have access to the sixth form Art studio to work in during their free periods and outside of lesson time. The course will be punctuated by a trip in each year of the course to gain exposure to museums and gallery work and photoshoots on locations.

## A Level Assessment

Component	Title	Assessment Method	Weighting	Requirements
Component 1	Personal Investigation	Centre-assessed and AQA moderated	60%	A practical project based on a chosen theme, supported by a written piece of 1000 to 3000 words.
Component 2	Externally Set Assignment	Centre-assessed and AQA moderated	40%	Students respond to an AQA-provided stimulus with preparatory work and a final outcome created under supervision (15 hours).

## Subject combinations

A' Level Art & Design: Photography can be studied with a wide range of other subjects. The flexibility of the course enables it to be very complementary and compatible with students' other subject choices. Photography has the capacity to be shaped in line with the students' Post 18 ambitions; for example, a student wishing to pursue a degree in Forensics or Journalism could carry out an Photography project that explores approaches that are sympathetic to this line of interest. This would support the UCAS process and enhance their interview capabilities drawing from other areas of their curriculum.

Students can choose to do two courses under the Art and Design umbrella. The combination of Art & Design: Fine Art and Art & Design: Photography has been hugely popular and are complementary to each other. The course has been structured to make this possible and reinforce students' creative understanding and promote cross-curricular learning.

## Progression Routes

An A2 in Photography provide a springboard to a wide range of possible courses and career paths. Some students go on to do a Foundation course for one year to build further specialist knowledge to gain places on competitive degree courses which insist on this Foundation Year. However, increasingly our

students make the direct transition to degree courses. We have many students go on to pursue Art related degrees and enter the creative industries, via degrees at universities far and wide, from Falmouth to Dundee.

Occupations where an Art and Design related qualification would be useful:

- Professional Artist
- Photo-Journalist
- Architect
- Interior and exterior design
- Ceramicist
- Advertiser
- Art Therapist
- Graphic Designer
- Fashion Designer
- Fashion Stylist
- Illustrator
- Set Designer
- Costume Designer
- Film maker
- Animator
- Gallery work
- Curatorial work
- Urban regeneration work
- Picture editing and journalism
- Education work etc.

## PERSHORE HIGH FINE ART ALUMNI

A BRIEF INSIGHT: FORMER STUDENTS AND WHAT THEY ARE DOING NOW!!




AGENCY OWNER  
& 2-D CREATIVE  
DIRECTOR



TEACHER  
HEAD OF ART  
AND DESIGN



GRAPHIC  
DESIGNER  
GLASGOW



GALLERY  
CURATOR &  
FASHION STYLIST



ARTIST AND  
GALLERY  
CURATOR



DESIGNER  
AND  
COPYWRITER



RECENT AWARD-WINNING  
ART GRADUATES COMBINING  
ART AND PART TIME JOBS  
AFTER DUNDEE & LONDON



FASHION  
DESIGNER &  
BRAND  
DIRECTOR



FREELANCE  
ILLUSTRATOR AND  
ARTIST BASED IN  
WORCESTERSHIRE



FORMER EDITOR  
NOW WORKING  
A LONDON  
GALLERY



GALLERY  
WORKER &  
RUNS ART  
WORKSHOPS

## Entry and skill requirements

To do A Level Art and Design: Photography it is not essential to have a GCSE in an Art & Design related endorsement. Students with GCSEs in other creative subjects, IT experience, Business studies etc tend to make a good transition to the demands of the course.

We welcome students of all abilities; however, students will be expected to be highly motivated, resourceful and willing to learn to use their cameras quickly and experiment. An open mind and a willingness to try things is a very important requirement and characteristic.

## What do our students think?

“Since I studied Photography I have become so much more aware of the imagery we are being exposed to on a daily basis. I have become more questioning and can filter information more confidently ”

“My A Level Photography opened up a number of possible career pathways I had not originally considered before.”

“I loved being able to go into the darkroom and see my Photographs emerge in front of me, this made me appreciate the foundations of Photography so much more.”

## Contact us

Staff member in charge: Mr David Reid

Contact email address: [dr@pershore.worcs.sch.uk](mailto:dr@pershore.worcs.sch.uk)

Telephone Number: 01386 552471