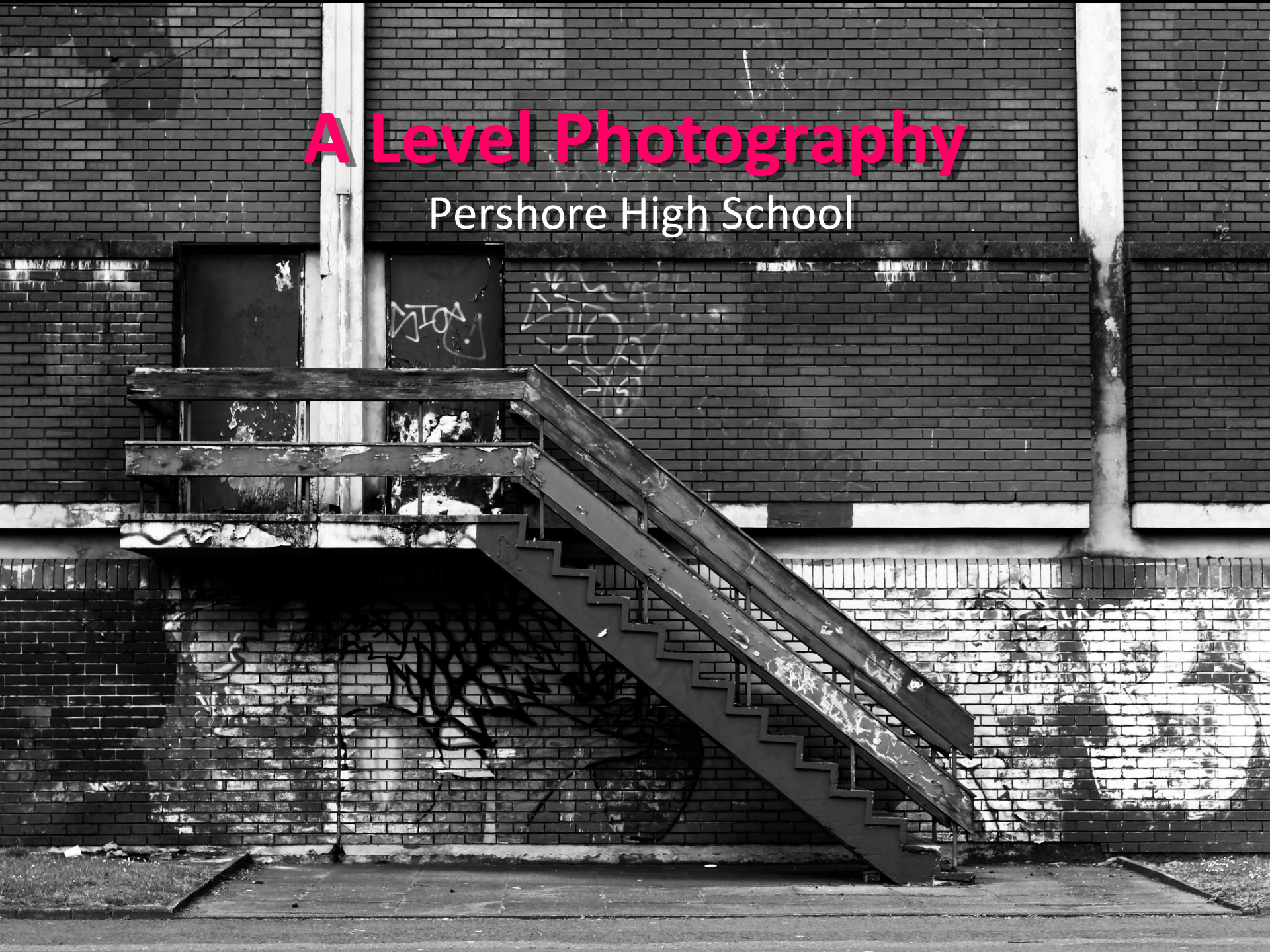


A Level Photography

Pershore High School



**SO YOU CAN WOW PEOPLE
WITH IMAGES LIKE THIS??**





SOME EXPERIMENTAL APPROACHES TO LANDSCAPE PHOTOGRAPHY USING DRONES OR GO PROS.



YOU WILL EXPLORE THE TECHNICAL ASPECTS OF PHOTOGRAPHY & LEARN HOW TO CONTROL APERTURE & SHUTTER SPEED AS WELL AS STUDY BOTH DIGITAL & ANALOGUE (FILM) FORMATS.



....AND THESE







....AND THESE






Digital
sketchbook
examples &
coursework



Year 13







Current year 12 Portfolio work...





YEAR 13 GIVES YOU PLENTY OF SCOPE TO PERSONALISE YOUR COURSEWORK UNIT, GET CREATIVE AND HONE YOUR SKILLS AS AN AMBITIOUS AND CREATIVE YOUNG PHOTOGRAPHER. HERE IS SOME RECENT YEAR 13 WORK....



AND IT CAN TAKE THE FORM OF ANY GENRE; DOCUMENTARY STYLE, PERSONAL PORTRAIT, NARRATIVE, NATURE, ISSUE BASED...AMONGST MANY MORE.

Artist Research

.....David Studwell.....

David Studwell is a contemporary British artist and print maker who studied at Central St Martins School of Art. Having worked as an artist for over 20 years, Studwell harnesses the spirit of the sixties, seventies and eighties, the cult of celebrity and the legacy of Andy Warhol to produce these iconic screen prints.

His works explore the darker side of fame, nostalgia and Americana- police mug shots of well known stars show them at their most vulnerable, or at their most defiant. Private moments of icons at screen tests or during reflection become graphically public, produced in bold and vivid colours.

Studwell's work also tracks the legacy of photography, technology and photographers in the 20th century. Studwell worked with Sir Elton John and renowned photographer Terry O'Neill to produce 'Elton John: Home Run-Dodger Stadium 1975,' a six-colour screen print with diamond dust (can be seen at the top to the right). The print is a re-working of Terry's iconic photograph, capturing Elton at the height of his fame in 1975. Studwell also uses the advancement in technology to his advantage to add more sophistication and dynamic layers to his work.


"I feel that I'm different to many artists in the sense that my work harks back to bygone eras. The golden age of Hollywood, the fifties and the sixties have always attracted me. My focus is on a period when the word 'celebrity' actually meant something. Unlike today when reality TV or social media springboards unknowns into the spotlight."

- Studwell



The next slide is dedicated to an in depth analysis of one of Studwell's pieces!

Examples of his work...



Sophia Loren, original name Sofia Villani Scicolone, (born in 1934 Rome, Italy), Italian film actress who rose above her poverty-stricken origins in post-war Naples to become universally recognized as one of Italy's most beautiful women and its most famous movie star.

This stunning six colour screen print of her really captures the essence of the Pop Art movement as the colouration of her lipstick and eye-shadow make the facial features have a real pop! I think I am so inspired by this particular piece as I hope to create striking make-up on my own model. The screen print similarly has an atmosphere of digital editing. The Photoshop History Tool works really well when aiming to create a black and white photograph with then pops of colour brought back from the original image.

Personally I adore this portraiture screen print as it offers the viewer time to appreciate the delicate beauty of the female face. The way she is looking over her shoulder adds a slight sexiness to the photo. The bare skin on skin and lips parted in a semi smile creates a rather erotic narrative. However, the bold red and yellow of the make-up suggest she is a powerful women who knows her own mind.

Hand pulled screen print of Italian starlet, Sophia Loren. Six colour screen print on hand made paper.

Original Created:2019



David Studwell works through the medium of Silkscreen printing with the use of bold and vibrant colour and a very demanding level of technical precision. He often incorporates the use of razor-sharp diamond dust to finish his works. The signature Studwell look is one of a high-end classic Hollywood glamour which evokes high fashion whilst eschewing passing fads.

As is presenting in this print of Sophia Loren. Studwell combines traditional printmaking techniques with a modern approach to create dynamic and vibrant artwork. The bulk of prints he produces are made via long-established processes such as block and screen-printing, while occasionally incorporating collage into his work. He is influenced by popular culture and Pop Art in particular, which is evident in his extensive and exciting range of prints. Although Studwell is first and foremost an artist, he does use and understand photographic principle in his work and therefore he is indeed a real inspiration for my work.



David has been published several times; his work has been featured in GQ, Elle and World of Interiors magazines, as well as French broadsheet Le Monde diplomatique a number of times.

The 50s Are Back to Stay
Average 60s Hair
How to get her signature hair & makeup (VIDEO)
50s Japanese Fashion Magazine
The 50s Magazine vs. 50,50s
- Ben McInerney
World Science
Publicity still of Andy Warhol
Inspiration Pinterest mood board

Andy Warhol
Andy Warhol (born 6th August 1928, Pennsylvania, U.S. — died 22nd February 1987, New York), American artist and filmmaker an initiator and leading exponent of the Pop Art movement of the 1960s, whose mass produced art epitomized the supposed banality of the commercial culture of the United States. His many colourful screen prints of fame, including Marilyn Monroe, are clearly a source of inspiration for David Studwell.

Screen printing is a printing technique where a mesh is used to transfer ink onto a substrate, except in areas made impermeable to the ink by a blocking stencil.

WE THE PEOPLE
- WE THE PEOPLE -

Shepard Fairey
Shepard Fairey is an American contemporary street artist, graphic designer, activist, illustrator, printer and founder of OBEY Clothing. The first became known for his "Obey the Giant" "Hip A Piss" sticker campaign while attending the Rhode Island School of Design. His political and bold coloured works of art seem similar to both the work of Studwell and Warhol.

Inspired by Studwell...

Rainbow and acetate photographic effects...

WHY CHOOSE PHOTOGRAPHY A LEVEL?

- The success rate of our students is very high
- Photography combines practical, aesthetic & intellectual skills
- You will learn a critical vocabulary for analysing a variety of works of Art and Photography

- We promote creativity and independent thinking
- You will create a portfolio of work which will help you successfully apply to colleges of art and design for Foundation and Degree courses
- We encourage you to experiment and take risks. We want you to discover how to think creatively and solve your own problems
- You will learn how to use standard software and a mixture of traditional and digital photographic technology, techniques and processes
- You will learn a host of transferable skills

- **WORK IN YEAR 12 & 13 WILL PREDOMINATELY TAKE A MORE DIGITAL FORMAT TO HELP REDUCE COSTS.**



THE COURSE

Students select to study Photography for two years.

The two-year course is a full A level (Linear course).

We follow the AQA Art and Design: Photography spec'

There are 2 units of work for the Linear A level:

A Level Photography (linear)

Component 1: PERSONAL INVESTIGATION

During the first year will learn about camera craft and the formal elements of Photography in the form of workshops in preparation for your Personal Investigation.


60% of A Level

No time limit 96 marks (divided into 4AO's 24 marks for each)

Component 2: EXTERNALLY SET ASSIGNMENT

40% A Level

Supervised time 15 hours 96 marks (divided into 4AO's 24 marks for each) PAPER released on 1st Feb 2025



Photography Alumni

Students selected to study have gone on to study creative degrees at;

BA Photography (Cheltenham/Gloucester & Bristol University, Falmouth)

BA Fine Art (Glasgow, Norwich, Lancaster, Falmouth, UCL & Camberwell)

BA Graphics & Communication (Southampton)

Foundation Course (HCA)

Student's destinations include careers in these industries;

Lifestyle & Travel Photography, Teaching, Wedding & Event Photography, Digital Media/Web Design, Interior Design, Product Design, Architecture, Fashion,

RESOURCES

We have numerous resources in the Photography Department, including;

- Computers
- A further bookable computer room within the Art block
- Adobe Photoshop on the school network
- A high resolution scanner
- Colour and black and white laser printers
- A black and white dark room with 6 enlargers
- 1 x Nikon D5000 digital SLR cameras + 4 other DSLR's
- A range of other conventional and specialist cameras & experimental equipment
- A fantastic collection of photography books in the library
- A web site containing online resources
- A small but very well equipped studio

A level Photography is currently taught by 2 members of staff Miss Bitcon & Mrs Harriman within the Art Department




COURSEWORK

Students complete one coursework unit (component 1) for the full linear 'A' level.

In Year 12 we focus on a series of workshop to teach you camera craft this will include experimental photography, darkroom work, the formal elements of Photography. Towards the end of the first year you will gradually move into developing your personal investigation... students are required to study a variety of photographers, techniques and styles within a chosen topic this also includes 1000-3000 research element (as part of Unit 1).

Students use Photography sketchbooks to record their research, experiments and thinking about photography. They function as visual diaries and provide much of the evidence for assessment at the end of the course.



Unit 2 – Exam Unit (externally set by AQA)

At the end of the second year, students are required to take a timed Externally Set Assignment. For the linear qualification this will be 15 hours long.

Students receive 7 weeks prior notice of the exam in which to develop their thoughts and experiments on a chosen theme in a photography sketchbook. (This runs for 10 weeks) They then create a finished piece/pieces in the timed test.

In readiness for this students are assessed across four main objectives which are integral to the work they produce in year 12.

Example: AQA EXAM PAPER

Multiple Imagery

Many photographers have sought to challenge the concept of the photograph recording the single decisive moment by assembling and combining photographic images. In this way, David Hockney, Michael Spano and Andreas Gursky have explored both space and time. Develop your own response to this theme.

GALLERY VISITS - OUT AND ABOUT

Visits to galleries and museums are an integral part of the course.

We actively encourage independent visits to galleries in holiday time if possible. Students are encouraged to view works of art, including photographs, at first hand whenever possible.

REGULAR VISITS: The Photographers' Gallery, The V&A Photography collection Tate Modern, The Hayward Gallery in London. Other previous trips have included day trips to Woodchester Mansion in Stroud & Birmingham.



HOMEWORK PRIVATE STUDY & TTS/P10

Students in the 6th form at PHS receive Private study time + period 10.

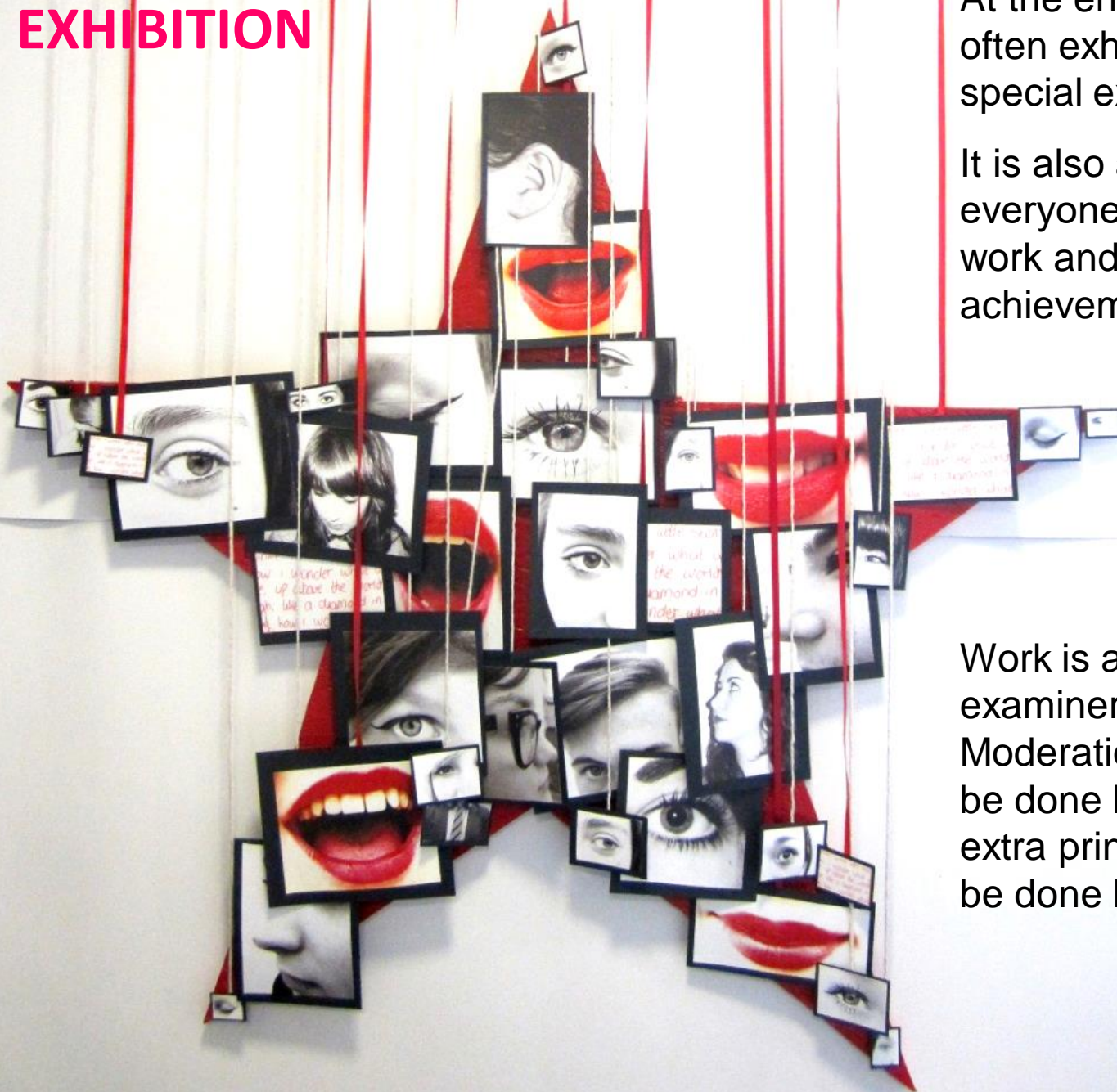
We expect our photography students to use this time wisely to complete homework tasks and to further develop their thinking and practice as photographers by using the library, dark room, go out on location, using computer facilities and art materials.

Success on the photography course depends on full attendance in lessons plus a considerable amount of time and effort spent developing work outside the classroom.

Additional Study = 3 frees a week for each subject (6 hours in total over a two week timetable of additional/independent work).




EXHIBITION



At the end of the year, students often exhibit their work in a special exhibition..

It is also a useful way for everyone to see each others' work and assess standards of achievement.

Work is also set out for the examiners during the Moderation process, this will be done by your teachers but extra print may be needed to be done by you.



For more information about the course please see Mrs. Harriman , Miss Bitcon (Photography teachers) Mr Reid (HOD) or Mrs Starkey (Head of 6th form).





UNI GLOS ED & AD PHOTO DEGREE SHOW '19

Wednesday 8th May - Friday 10th May 2019

9.00 A.M - 18.00 P.M

Gallery Different
14 Percy Street
London
W1T 1DR

[Summer show – Hereford College of Arts \(hca.ac.uk\)](http://hca.ac.uk)

[Undergraduate Study - University of Gloucestershire \(glos.ac.uk\)](http://glos.ac.uk)

[Home – AUB – Arts University Bournemouth](http://aub.ac.uk)

[Edinburgh College of Art | Edinburgh College of Art](http://edinburghcollegeofart.ac.uk)

#GET HYPED

HYPE20

WHO: Degree show BA (Hons) Editorial & Advertising Photography University of Gloucestershire @glosartscollege

WHERE: Bristol studios 11, Leeward Street, Southend, Essex SSM 4AG; Macclesfield station

WHEN: Open to the public: Tuesday 22nd May 18.00 - 22.00hrs; Show entrance: 23rd - 26th May 11.00 - 18.00hrs

WITH: *Hold Thee*

HCA

WE BELIEVE YOUR CREATIVITY CAN CHANGE THE WORLD

Open Days / 4th & 15th Nov

Hereford College of Arts

hca.ac.uk

Hereford College of Arts is proud to be a creative college ready to make your dreams a reality. To find out more about our BA (Hons) programs in visual arts, design, fashion, music and performing arts, head over to our open days.

#HerefordHCA
#HerefordHCA
#HerefordHCA



FURTHER STUDY