

Personalised Learning Checklist (PLC): Year 10 Foundation

10.1: Angles & Measure	Unit 1 – Angles and Measure	Sparx Codes
10.2: Numbers & the Number System	Notation for labelling lengths and angles, including the names of angles (acute, obtuse, right, reflex)	
10.3: Manipulating	Notation for labelling right angles, parallel lines and equal lengths or sides and angles in shapes	
10.4: Calculating & Place Value	Angle rule: vertically opposite angles are equal	U730
10.5: Representing & Interpreting	Angle rule: angles around a point add to 360	U390
10.6: Rounding & Accuracy	Angle rule: angles at a point on a straight line add to 180	U390
10.7: Equations & Formulae	Angles in parallel lines: alternate, corresponding and interior angles	U826
10.8: Fractions & Decimals	Combining angle facts	U655
10.9: Sequences	Angle sum of a triangle is 180, and use of equilateral and isosceles	U628
10.10: Fraction Calculations	Angle sum of quadrilateral is 360, and use of special quadrilaterals	U732 U329
10.11: Perimeter, Area & Volume	Names and properties of triangles, quadrilaterals and polygons	U121
10.12: Linear Graphs	Angle sum of any polygon & interior or exterior angles in regular polygons	U427
10.13: Percentages	Draw and measure line segments and angles accurately	U447
10.14: Analysing	Bearings (8 compass bearings, and 3-figure bearings)	U525 U107
10.15: Ratio	Scale factors, scale diagrams and maps	U257
10.16: Pythagoras & Trigonometry		
10.17: Transformation & Vectors		



Notes

Personalised Learning Checklist (PLC): Year 10 Foundation

10.1: Angles & Measure	Unit 2 – Numbers & the Number System	Sparx Codes
10.2: Numbers & the Number System	Find multiples and lowest common multiples of numbers	U751
10.3: Manipulating	Find factors and use divisibility rules	U211
10.4: Calculating & Place Value	Find highest common factors of numbers	U529
10.5: Representing & Interpreting	Recognise prime numbers 2, 3, 5, 7, 11, 13, 17, 19, 23, 29, ...	U236
10.6: Rounding & Accuracy	Use prime factors to calculate HCF and LCM	U250
10.7: Equations & Formulae	Read, write and evaluate powers and roots	U851
10.8: Fractions & Decimals	Recognise and use square numbers up to 15^2 , and their square roots, and cube numbers 1, 8, 27, 64, 125 and 1000 and their cube roots. Recognise powers of 2, 3, 4 and 5 Know that $1000 = 10^3$ and 1 million = 10^6 Know that a number to the power zero is 1	U851
10.9: Sequences	Use a scientific calculator to find powers and roots	U926
10.10: Fraction Calculations	Convert a root to a rough decimal value	U299
10.11: Perimeter, Area & Volume		
10.12: Linear Graphs		
10.13: Percentages		
10.14: Analysing		
10.15: Ratio		
10.16: Pythagoras & Trigonometry		
10.17: Transformation & Vectors		



Notes

Personalised Learning Checklist (PLC): Year 10 Foundation

- 10.1: Angles & Measure
- 10.2: Numbers & the Number System
- 10.3: Manipulating
- 10.4: Calculating & Place Value
- 10.5: Representing & Interpreting
- 10.6: Rounding & Accuracy
- 10.7: Equations & Formulae
- 10.8: Fractions & Decimals
- 10.9: Sequences
- 10.10: Fraction Calculations
- 10.11: Perimeter, Area & Volume
- 10.12: Linear Graphs
- 10.13: Percentages
- 10.14: Analysing
- 10.15: Ratio
- 10.16: Pythagoras & Trigonometry
- 10.17: Transformation & Vectors

Unit 3 – Manipulating	Sparx Codes
Recognise: expression, equation, inequality, term, formulae, function	
Know and use basic algebraic notation	U613
Simplify expressions by collecting like terms	U105
Simplify expressions using multiply and divide	
Use rules of indices to simplify expressions $a^m \times a^n = a^{m+n}$ $a^m \div a^n = a^{m-n}$ $(a^m)^n = a^{mn}$ $a^0 = 1$	U662
Multiply (expand) a single bracket and simplify expressions involving expanding a single bracket	U179
Expand and simplify two brackets	U768
Factorise into single brackets by taking out common factors	U365



Notes

Personalised Learning Checklist (PLC): Year 10 Foundation

- 10.1: Angles & Measure
- 10.2: Numbers & the Number System
- 10.3: Manipulating
- 10.4: Calculating & Place Value
- 10.5: Representing & Interpreting
- 10.6: Rounding & Accuracy
- 10.7: Equations & Formulae
- 10.8: Fractions & Decimals
- 10.9: Sequences
- 10.10: Fraction Calculations
- 10.11: Perimeter, Area & Volume
- 10.12: Linear Graphs
- 10.13: Percentages
- 10.14: Analysing
- 10.15: Ratio
- 10.16: Pythagoras & Trigonometry
- 10.17: Transformation & Vectors

Unit 4 – Calculating & Place Value	Sparx Codes
Understand place value	M763 M704 M522
Use the signs $<$, \leq , $>$, \geq , $=$, \neq to compare numbers, including compound inequalities to compare three or more numbers (e.g. $-1 < 0.5 < 4$)	
Order a set of integers and decimals	U435
Find the midpoint of two numbers	
Add, subtract, multiply and divide with negative numbers	U742 U548
Add and subtract with integers and decimals	U417 U478
Multiply with integers, and multiply integers and decimals by a decimal	U127 U293
Divide with integers, divide a decimal by an integer, an integer by a decimal, and a decimal by a decimal	U453 U868
Multiply and divide with place value	U735
Use a scientific calculator	U926
Apply BIDMAS to multi-step calculations	U976
Multiply and divide by powers of 10	M113 (KS3)



Notes

Personalised Learning Checklist (PLC): Year 10 Foundation

- 10.1: Angles & Measure
- 10.2: Numbers & the Number System
- 10.3: Manipulating
- 10.4: Calculating & Place Value
- 10.5: Representing & Interpreting
- 10.6: Rounding & Accuracy
- 10.7: Equations & Formulae
- 10.8: Fractions & Decimals
- 10.9: Sequences
- 10.10: Fraction Calculations
- 10.11: Perimeter, Area & Volume
- 10.12: Linear Graphs
- 10.13: Percentages
- 10.14: Analysing
- 10.15: Ratio
- 10.16: Pythagoras & Trigonometry
- 10.17: Transformation & Vectors

Unit 5 – Representing & Interpreting	Sparx Codes
Know that: discrete data is data which can be listed or counted; continuous data is measured data; primary data is data you have collected yourself; secondary data has been collected by someone else; qualitative data is descriptive; quantitative data is numerical	U322
Construct and interpret frequency tables	U981 U312 U653
Construct and interpret bar charts, comparative bar charts and vertical line charts	U363 U557
Construct and interpret pictograms	U506
Construct and interpret pie charts	U508 U172
Compare data using appropriate representations	U520
Plot bivariate data on a scatter graph Understand positive and negative correlation Draw and use a line of best fit on a scatter graph	U199 U277 U128
Know interpolation is estimating within data values on a graph and this is generally reliable Know extrapolation is estimating outside data values on a graph and this is unreliable	



Notes

Personalised Learning Checklist (PLC): Year 10 Foundation

- 10.1: Angles & Measure
- 10.2: Numbers & the Number System
- 10.3: Manipulating
- 10.4: Calculating & Place Value
- 10.5: Representing & Interpreting
- 10.6: Rounding & Accuracy
- 10.7: Equations & Formulae
- 10.8: Fractions & Decimals
- 10.9: Sequences
- 10.10: Fraction Calculations
- 10.11: Perimeter, Area & Volume
- 10.12: Linear Graphs
- 10.13: Percentages
- 10.14: Analysing
- 10.15: Ratio
- 10.16: Pythagoras & Trigonometry
- 10.17: Transformation & Vectors

Unit 6 – Rounding & Accuracy	Sparx Codes
Round to the nearest 1000, 100, 10 or whole number	U480
Round to a specified number of decimal places	U298
Round to a specified number of significant figures	U731 U965
Round to an appropriate degree of accuracy	
Estimate calculations by rounding to one significant figure	U225
Estimate and check if solutions to problems are of the correct size	
Determine if an estimate is an overestimate or underestimate	



Notes

Personalised Learning Checklist (PLC): Year 10 Foundation

- 10.1: Angles & Measure
- 10.2: Numbers & the Number System
- 10.3: Manipulating
- 10.4: Calculating & Place Value
- 10.5: Representing & Interpreting
- 10.6: Rounding & Accuracy
- 10.7: Equations & Formulae
- 10.8: Fractions & Decimals
- 10.9: Sequences
- 10.10: Fraction Calculations
- 10.11: Perimeter, Area & Volume
- 10.12: Linear Graphs
- 10.13: Percentages
- 10.14: Analysing
- 10.15: Ratio
- 10.16: Pythagoras & Trigonometry
- 10.17: Transformation & Vectors

Unit 7 – Equations & Formulae	Sparx Codes
Express problems algebraically	U613
Solve equations when the solution is a positive or negative integer, or a fraction Solve equations involving brackets	U755 U325
Solve equations where the unknown is the numerator of a fraction	
Substitute integers into expressions and formulae Given a formula, find outputs from inputs, and inputs from outputs	U201 U585 U144
Rearrange a formula to change the subject	U556



Notes

Personalised Learning Checklist (PLC): Year 10 Foundation

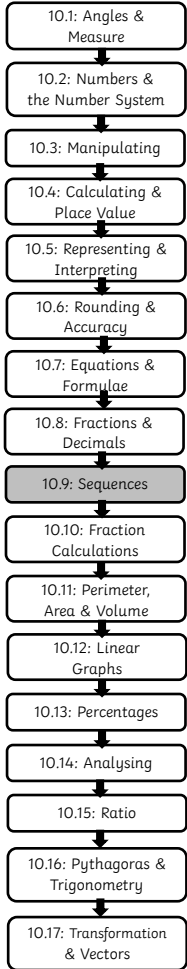
- 10.1: Angles & Measure
- 10.2: Numbers & the Number System
- 10.3: Manipulating
- 10.4: Calculating & Place Value
- 10.5: Representing & Interpreting
- 10.6: Rounding & Accuracy
- 10.7: Equations & Formulae
- 10.8: Fractions & Decimals
- 10.9: Sequences
- 10.10: Fraction Calculations
- 10.11: Perimeter, Area & Volume
- 10.12: Linear Graphs
- 10.13: Percentages
- 10.14: Analysing
- 10.15: Ratio
- 10.16: Pythagoras & Trigonometry
- 10.17: Transformation & Vectors

Unit 8 – Fractions & Decimals	Sparx Codes
Shade fraction diagrams or say what fraction of a diagram is shaded	U679 U163
Convert between improper and mixed numbers	U692
Equivalent fractions	U704
Simplify fractions	U646
Write fractions and mixed numbers in order of size using common denominators	U746 U439
Find a number between two fractions or integers	
Know fractions represent division with decimal answers	
Convert between fractions and decimals, with or without a calculator	U888
Identify if a fraction is terminating or recurring	
Convert recurring decimals to fractions on a calculator	
Order fractions and decimals by converting to decimals	U746 U439



Notes

Personalised Learning Checklist (PLC): Year 10 Foundation

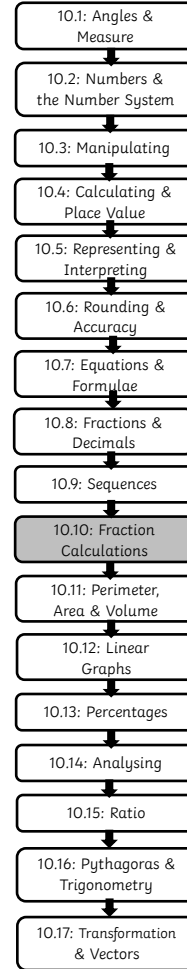


Unit 9 – Sequences	Sparx Codes
Term-to-term rules: generate a sequence or identify a rule and continue a sequence	U213
Understand position-to-term rules (nth term) and substitute numbers in	U530
Know the features of an arithmetic sequence (terms have a common difference)	
Arithmetic sequences – nth term (use or find) Determine if a number is a term of a sequence	U498
Sequences of patterns – nth term	U978
Quadratic sequences – use an nth term to generate a quadratic sequence	
Special sequences – know features of, & recognise (eg) Square numbers (1, 4, 9, 16, 25, 36, 49, 64, 81, 100...) Cube numbers (1, 8, 27, 64, 125, ...) Triangle numbers (1, 3, 6, 10, 15, 21, 28, 36, 45, ...)	U680



Notes

Personalised Learning Checklist (PLC): Year 10 Foundation

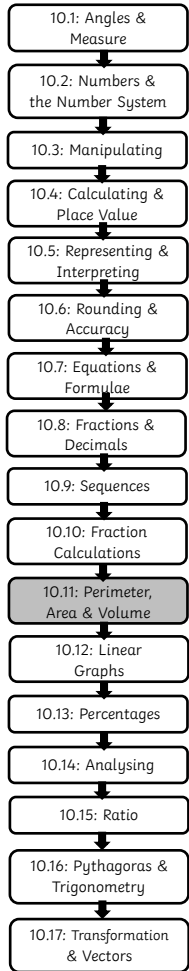


Unit 10 – Fraction Calculations	Sparx Codes
Find fractions of amounts, with or without a calculator	U881 U916
Given a fraction, and the result, find the original amount or answer word problems related to fractions	
Express one quantity as a fraction of another	
Add and subtract fractions	U736
Add and subtract mixed numbers	U793
Multiply with fractions	U475
Multiply mixed numbers	U224
Divide with fractions	U544
Divide with mixed numbers	U538
Solve problems involving fractions and mixed numbers	U874
Complete fraction calculations on a calculator	



Notes

Personalised Learning Checklist (PLC): Year 10 Foundation

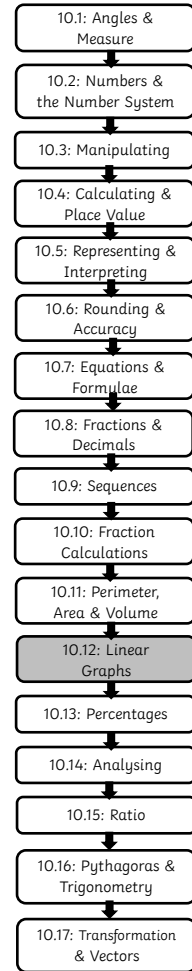


Unit 11 – Perimeter, Area and Volume	Sparx Codes
Find area and perimeter of simple shapes	U993
Area of a rectangle (Area = length x width)	
Area and perimeter of compound shapes	U970 U351
Problem solving: Area & perimeter of rectangles and compound shapes	U226
Area of a triangle (Area = $\frac{1}{2}$ x base x height)	U945
Area of a parallelogram (Area = base x height)	U424
Area of a trapezium (Area = $\frac{1}{2}(a + b)$ x height)	U265
Problem solving: Area of triangles, parallelograms & trapeziums	U343
Circumference of a circle $C = 2\pi r = \pi d$	U604
Area of a circle $A = \pi r^2$	U950
Volume of cuboids (V = length x width x height)	U786
Volume of a prism (V = area of cross-section x height)	U174 U915
Volume of a cylinder (V = πr^2 x height)	
Sketch the net of a solid	U761
Surface area of a cuboid	U929



Notes

Personalised Learning Checklist (PLC): Year 10 Foundation

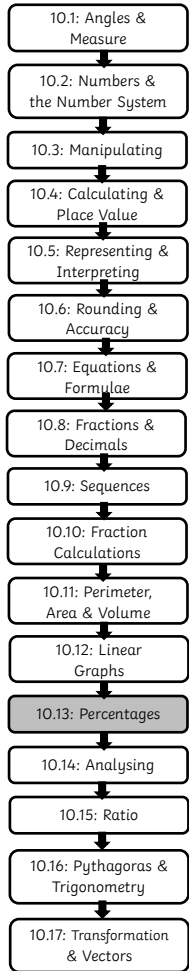


Unit 12 – Linear Graphs	Sparx Codes
Work with coordinates in all four quadrants	U789
Plot graphs of linear functions written in the form: $y = ax + b$ or $ax + by + c = 0$	U741
Use linear graphs to estimate values of y for given values of x and vice versa	
Understand intercept and rate of change (gradient) of a graph	
Use the form $y = mx + c$ to identify gradient and intercept algebraically	
Find the equation of a straight line graph	U315



Notes

Personalised Learning Checklist (PLC): Year 10 Foundation

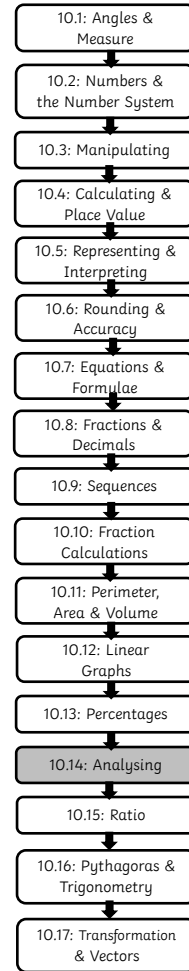


Unit 13 – Percentages	Sparx Codes
Convert between fractions, decimals and percentages with or without a calculator	U888
Know the calculator converter function keys	
Find a percentage of an amount without a calculator	U554
Calculate the percentage of an amount with a calculator using a decimal or fraction multiplier	U349
Increase or decrease by a percentage without a calculator	U773
Use fraction/decimal multipliers to increase or decrease by a percentage	U671
Work with percentages over 100% and decimal percentages	
Express one number/quantity as a percentage of another	U925
Compare quantities using percentages	
Solve simple interest problems	U533



Notes

Personalised Learning Checklist (PLC): Year 10 Foundation

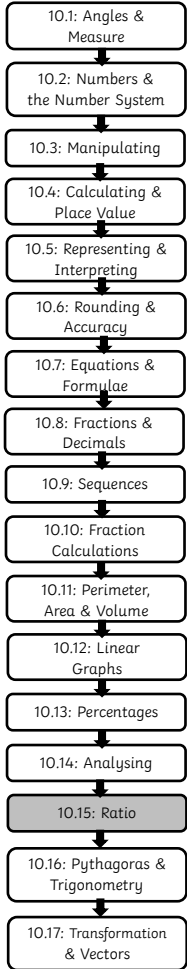


Unit 14 – Analysing	Sparx Codes
Know averages are a measure of central tendency and give a summary of a set of data	
Know a range is a measure of spread (consistency) Calculate the range from a list, table or diagram	U526
Calculate the median	U456
Find the mode from a list or diagram	U260
Calculate the mean from a list or diagram	U291
Averages from frequency tables	U569
Averages from diagrams	U854
Averages from grouped data	U877
Choose a suitable average and solve problems Understand outliers and their effect on calculations	U717
Compare sets of data using mean and range	



Notes

Personalised Learning Checklist (PLC): Year 10 Foundation

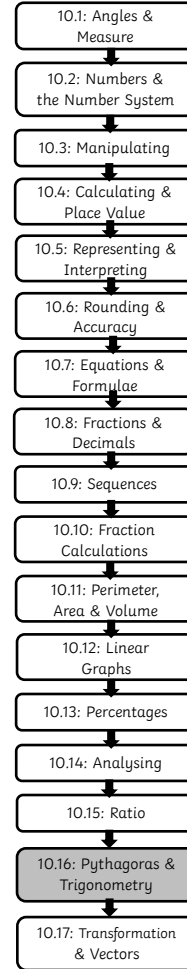


Unit 15 – Ratio	Sparx Codes
Compare 2 or more quantities using ratio notation (eg lengths, areas and volumes)	U687
Simplify a ratio, including those with units	
Write a ratio in the form 1 : n or n : 1	
Ratios and fractions	U176
Sharing amounts in a ratio	U577
Solve problems involving ratios	U921
Use ratios in real contexts such as conversion, comparison, scaling, mixing and concentrations	
Solve better value or best-buy problems	
Solve problems involving unit pricing	



Notes

Personalised Learning Checklist (PLC): Year 10 Foundation

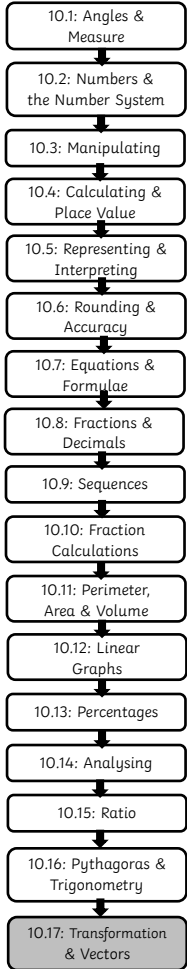


Unit 16 – Pythagoras & Trigonometry	Sparx Codes
Identify the hypotenuse in a right-angled triangle (the longest side, opposite the right-angle)	
Know the formula for Pythagoras' Theorem: $c^2 = a^2 + b^2$ where c is the hypotenuse	U385
Use the formula for Pythagoras' Theorem to find lengths in right-angled triangles	
Know the term surd and give exact answers in surd form when required (eg $\sqrt{10}$)	



Notes

Personalised Learning Checklist (PLC): Year 10 Foundation



Unit 17 – Transformation and Vectors	Sparx Codes
Line symmetry and rotational symmetry	U849
To draw and describe a translation of a shape	U196
To draw and describe a reflection of a shape	U799
To draw and describe a rotation of a shape	U696
Enlarge a shape using a centre and scale factor	U519 U134
Carry out combinations of transformations Describe the resultant of multiple transformations as a single transformation	U766
Understand invariant points of a transformation	
Understand similarity and find missing values in similar shapes	U551 U578
Add and subtract vectors	U903
Multiply a vector by a scalar	U564
Draw vectors on a diagram and describe them	U781
Identify parallel vectors	U660



Notes